












**TUESDAY 3<sup>rd</sup> August**  
**National Veterinary Clinicians Group Pre-congress Day**  
**SPONSORED BY MERIAL & EUKANUBA VETERINARY DIETS**

	Speaker	Topic
<b>Venue: Summit Room</b>		
<b>08.00 – 08.30</b>	<b>Registration and tea</b>	
<b>08.30 – 09.15</b>	<b>Sharon Center</b>	Chronic canine hepatitis
<b>09.20 – 10.05</b>		Current concepts of diseases of the hepato-biliary system through the eye of an internist
<b>10.10 – 10.45</b>	<b>Tea</b>	
<b>10.45 – 11.30</b>	<b>Sharon Center</b>	Feline inflammatory liver disease
<b>11.35 – 12.20</b>		Copper-associated liver disease in the dog: an emerging problem or chronic confusion?
<b>12.20 – 12.50</b>	<b>SAVA-NVCG AGM</b>	
<b>12.50 – 13.30</b>	<b>Lunch</b>	
<b>13.30 – 14.15</b>	<b>Sharon Center</b>	Gallbladder disorders and biliary mucocoele
<b>14.20 – 15.05</b>		Hepatic vascular malformations in small dog breeds: what the textbooks don't tell you
<b>15.10 – 15.30</b>	<b>Tea</b>	
<b>15.30 – 16.15</b>	<b>Sharon Center</b>	Nutrition for hepato-biliary disease
<b>16.20 – 17.05</b>		Canine vacuolar hepatopathies

**WEDNESDAY 4<sup>th</sup> August**

Session	08.30 – 09.10	09.15 – 09.55		10.30 – 11.10	11.15 – 11.55		13.30 – 14.10	14.15 – 14.55		15.30 – 16.10	16.15 – 16.55	17.00 – 17.40
<b>Wildlife</b> Venue: Ondini Room	Airlifting large herbivores from inaccessible areas – a viable means of translocation <b>Dave Cooper</b>	Veterinarians kill rhinos <b>Joe van Heerden</b>	<b>Tea</b>	Adverse reactions to opioids <b>Leith Meyer</b>	An update on rhino anaesthesia <b>Douw Grobler</b>	<b>Lunch</b>	Blood parasites of rhinos <b>Banie Penzhorn</b>	Conducting an autopsy on a rhino <b>Johan Steyl</b>	<b>Tea</b>	Handrearing of rhino calves <b>Jana Pretorius</b>	Environmental pollution: the threat to fish and crocodiles <b>Johan Steyl</b>	<b>SAVA AGM</b> Venue: Amphlett Room
<b>Small-Animal Surgery</b> Venue: Monks Cowl Room	Abdominal biopsy techniques <b>Sara Boyd</b> Sponsored by 	Surgery of the GI tract – how to make sure you've got no leaks! <b>Sara Boyd</b> Sponsored by 		Orthopaedic conditions of growing dogs <b>Fanie Naudé</b>	Lameness workup <b>Greg Irvine-Smith</b> Sponsored by 		External fixators <b>Greg Irvine-Smith</b> Sponsored by 	Fracture management <b>Greg Irvine-Smith</b> Sponsored by 		Surgical techniques used to delay the onset of hip dysplasia in South African police dogs <b>John Birrell</b>	Biomechanical comparison between intramedullary pinning and the use of plates in the dachshund tibia <b>Freddie Malan</b>	
<b>Small-Animal Practice</b> Venue: Summit Room	Advantages and practical applications of molecular testing in veterinary clinical practice <b>Dennis York</b>	Neoplastic conditions of working dogs <b>John Birrell</b>		Advantages and limitations of rapid cage-side tests in veterinary clinical practice <b>Denis York</b>	Prozac pets – pharmacological intervention in behaviour cases <b>Quixi Sonntag</b>		Chronic pain management – when conventional therapy fails <b>Kenneth Joubert</b>	Use of nutraceuticals in dogs <b>Kenneth Joubert</b>		Update on spirocercosis-induced sarcoma and aberrant migration <b>Eran Dvir</b>	ALP and C-reactive protein concentration in benign and malignant canine spirocercosis <b>Vari Mukorera</b>	
<b>Urology</b> Venue: Ithaba Room							Urine analysis as a diagnostic tool <b>Dave Miller</b> Sponsored by 	Azotaemia or kidney failure – does it matter? <b>Marlies Böhm</b> Sponsored by 		Useful laboratory tests to evaluate renal function <b>Amelia Goddard</b> Sponsored by 	The management of chronic renal failure: prognosis and treatment goals <b>Liesel v/d Merwe</b> Sponsored by 	
<b>Nurses</b> Venue: Turret Room	Understanding the ins and outs of complementary medicines <b>Ingrid Spitzer</b>			Behaviour	Shark cartilage: the myths, the madness, and the science <b>Lynne Heppelstone</b>		Making and evaluating a blood smear <b>Elrien Scheepers</b> Sponsored by 	Doing and interpreting urinalysis <b>Elrien Scheepers</b> Sponsored by 		The thoracic patient: presentation, surgery, care of the chest drains <b>Greg Irvine-Smith</b> Sponsored by 	Ventilating the thoracic patient: how, why and when? <b>Tania Serfontein</b>	

## THURSDAY 5<sup>th</sup> August

Session	08.30 – 09.10	09.15 – 09.55	10.30 – 12.30	13.30 – 14.10	14.15 – 14.55	15.30 – 16.10	16.15 – 16.55	17.00 – 17.40	
<b>Wildlife</b> Venue: Ondini Room	Vultures at risk: the story of diclofenac, meloxicam and ketoprofen <b>Vinny Naidoo</b>	Canine distemper in free-ranging lions <b>Dave Zimmermann</b>	<b>PLENARY SESSION</b> Master of ceremonies <b>Alan Fair</b> Disaster Management <b>Colin Deiner</b> Where eagles meet <b>Hermann Liebenberg</b> WVA 2011 update <b>Anthony Erasmus</b> Venue: Monks Cowl Room	Arterial supply to the female reproductive organs of the African lion <b>Marthinus Hartman</b>	The role of zebra in the epidemiology of African horsesickness <b>Alan Guthrie</b>	An update on anaesthesia of the lion <b>Markus Hofmeyr</b>	An update on anaesthesia of the hippopotamus <b>Markus Hofmeyr</b>	Management of equine sarcoids in the Cape mountain zebra <b>Dave Zimmermann</b>	
<b>Production Animals</b> Venue: Amphlett Room	Farm-animal medicine and surgery practice tips 1 <b>Sarel van Amstel</b>	Diagnostic tests for the practitioner: a review <b>Geoffrey Fosgate</b>		Morphology of the female reproductive organs of the African lion <b>Marthinus Hartman</b>	Small fish in a big pond – academic challenges and opportunities in the USA <b>Sarel van Amstel</b>	African swine fever: new perspectives on control in endemic and epizootic situations <b>Mary-Lou Penrith</b>	Management of urolithiasis in goats <b>Sarel van Amstel</b>	Managing porcine cysticercosis in rural pig-keeping communities in Africa <b>Mary-Lou Penrith</b>	
				Re-engineering veterinary training at OP <b>Ken Pettey / Pete Irons</b>	Study of synovial fluid of distal sesamoid bursa and distal interphalangeal joint: comparison of the collected fluids in normal and abnormal digits in cattle <b>Abdolhamid Meimandi</b>				Risk assessment for <i>Salmonella</i> contamination of pig carcasses in abattoirs in the North West Province <b>Rendani Ndoou</b>
<b>Nurses</b> Venue: Turret Room	Post-operative care of spinal patients <b>Sara Boyd</b> Sponsored by 	The latest in managing bite wounds <b>Mandy Albertyn</b>		Lunch	Physiotherapy vs. rehabilitation <b>Ansie v/d Walt</b>	Understanding abdominal ultrasonography <b>Remo Lobetti</b> Sponsored by 	Being the best nurse you can be and the diabetic patient <b>Dave Miller</b> Sponsored by 	AGM	AGM
<b>Diagnostic Imaging</b> Venue: Ithaba Room	Canine lung patterns: identification and causes <b>Rob Kirberger</b> Sponsored by 	Ultra-sonography of canine non-cardiac thoracic structures <b>Rob Kirberger</b> Sponsored by 		Tea	Small-animal thoracic computed tomography <b>Rob Kirberger</b> Sponsored by 				
<b>Anaesthesiology</b> Venue: Monks Cowl Room					Peri-anaesthetic management of the haemodynamically unstable patient <b>Eva Rioja Garcia</b>	Complications during anaesthetic recovery <b>Eva Rioja Garcia</b>	Inhalation agents: the new and the old <b>Kenneth Joubert</b> Sponsored by Vetsfocus	Cost-effective use of sevoflurane anaesthesia in general veterinary practice <b>David Humphrey</b>	Monitoring of anaesthetic depth <b>Kenneth Joubert</b> Sponsored by Vetsfocus
<b>Small-Animal Practice</b> Venue: Summit Room	Diagnostic procedures/ tests for endocrine disease <b>Fred Reyers</b>	Hypo-thyroidism <b>Johan Schoeman</b> Sponsored by 			Canine diabetes mellitus: management and insulin resistance <b>Johan Schoeman</b> Sponsored by 	Feline diabetes <b>Dave Miller</b> Sponsored by 	Cushing's disease for the general practitioner <b>Alain Carter</b>	The coughing dog <b>Marlies Böhm</b> Sponsored by 	Chronic nasal discharge – diagnosis and management <b>Remo Lobetti</b> Sponsored by 
<b>Practice Management</b> Venue: Zunckels Room	Compounding of drugs for veterinary use <b>Vinny Naidoo</b>	Managing your pharmacy: keeping within the legal parameters <b>Rob Sykes</b>			Stress Management Workshop: How to identify my stressors, causes, reactions <b>Hermann Liebenberg and Liezl de Klerk</b>	Stress Management Workshop: How to deal with stress <b>Hermann Liebenberg and Liezl de Klerk</b>	Stress Management Workshop: What is humorology? <b>Hermann Liebenberg and Liezl de Klerk</b>	Stress Management Workshop: What is Neuro-integration? <b>Hermann Liebenberg and Liezl de Klerk</b>	Stress Management Workshop: Neuro-Humour-Integration in action <b>Hermann Liebenberg and Liezl de Klerk</b>

## FRIDAY 6<sup>th</sup> August

Session	08.30 – 09.10	09.15 – 09.55	10.30 – 11.10	11.15 – 11.55	13.30 – 14.10	14.15 – 14.55	15.30 – 16.10	
<b>Equine</b> Venue: Ondini Room	Use of antimicrobial regional limb perfusion in horses <b>Rubio Martinez</b>	Performance-related upper respiratory tract disorders affecting thoroughbreds in South Africa <b>Montague Saulez</b>	Does a suitable biomarker for EIPH exist? <b>Montague Saulez</b>	Cardiac troponin – a blood biomarker of cardiac disease in horses <b>Adrienne Viljoen</b>	Prokinetics and prognostication in equine colic <b>Emma McConnell</b>	Equine metabolic syndrome for the general practitioner <b>Macarena Sanz</b>	Equine castration: from daydream to nightmare <b>Arnold Mahne</b>	Current equine joint therapies <b>Elysia Schaefer</b>
<b>Practice Management</b> Venue: Zuncckels Room	The impact of HIV/ AIDS in veterinary practice <b>Andre van Bassen</b>	Using your skills development levy to maximise your ROI <b>Joubert Viljoen</b>	Importance of proper record-keeping so as not to fall foul of the law <b>Shikshah Dowlath-Singh</b>	Employer and employee rights in the practice <b>Rodney de Villiers</b>	Legal documentation that you need when it comes to your staff <b>Rodney de Villiers</b>	Tips on recruiting the right staff member <b>Buzz Friday</b>	A business make-over in 3 minutes! <b>Vernon Dinkelmans</b>	Insurance 101 - Grudge purchase or life saver? <b>Joubert Viljoen</b>
<b>Production Animals</b> Venue: Amphlett Room	Farm-animal medicine and surgery practice tips 2 <b>Sarel van Amstel</b>	Anaesthetic, sedation and pain management in farm animals <b>Sarel van Amstel</b>	Johne's disease: diagnostic pitfalls <b>Geoffrey Fosgate</b>	Biosecurity for the sheep practitioner <b>Ken Petty</b>  A ten-year survey of hydatid cyst prevalence in a slaughter-house in Iran <b>Hamidreza Tavakoli</b>	Metabolic and electrolyte disorders of farm animals <b>Sarel van Amstel</b>	Biosecurity challenges in cattle breeding <b>Pete Irons</b>	Diagnostic approach to lameness conditions of the foot in cattle <b>Sarel van Amstel</b>	Lameness problems in large dairy-production systems in the USA <b>Sarel van Amstel</b>
<b>Exotic animals</b> Venue: Ithaba Room	Wing trimming and sternal injuries <b>Dorianne Elliot</b>	The basics of <i>Chlamydiaphilia psittaci</i> : common diseases and zoonosis <b>Dorianne Elliot</b>	Triage and stabilisation of the avian patient <b>Dorianne Elliot</b>	Radiographic studies of the thorax and abdomen of the adult agouti ( <i>Dasyprocta leporina</i> ): a preliminary report <b>Lee Koma</b>	An approach to the anorexic rabbit <b>Dorianne Elliot</b>	Diarrhoea in primates <b>Dorianne Elliot</b>	Metabolic bone disease in reptiles <b>Francois Le Grange</b>	
<b>Critical Care</b> Venue: Monks Cowl Room	Transfusion medicine in small-animal practice: Yes, you can do it properly <b>Liesel v/d Merwe</b> Sponsored by 	General principles of fluid therapy in small animals <b>Liesel v/d Merwe</b> Sponsored by 	Biomarkers in sepsis <b>Amelia Goddard</b> Sponsored by 	Albumin and potassium – how low can you go? <b>Elrien Scheepers</b> Sponsored by 	Endocrine emergencies <b>Johan Schoeman</b> Sponsored by 			
<b>Small-Animal Practice</b> Venue: Summit Room	The progressive treatment of canine chronic valvular heart disease <b>Martin De Scally</b>	Managing complications associated with canine mitral valve insufficiency <b>Martin De Scally</b>	Hypertrophic cardiomyopathy in cats <b>Alain Carter</b>	Canine dilated cardiomyopathy <b>Remo Lobetti</b> Sponsored by 	Salivary gland diseases in dogs <b>Gerhard Steenkamp</b>	Cricopharyngeal achalasia in dogs <b>Ross Elliott</b>		
<b>Nurses</b> Venue: Turret Room	Stress management within the practice <b>Ancois du Preez</b>	Coping mechanisms – so you don't take your work home with you <b>Ancois du Preez</b>	The nurse's role in the outcome of bovine emergencies <b>Reinette van Reenen</b>	Understanding the oestrous cycle of the bitch <b>Ester Botha</b>	Animals in South Africa that are used for scientific and research purposes: facts and fictions <b>Erika Vercueil</b>	The role of veterinary nursing in a research facility <b>Mary-Ann Costello</b>		

Tea

Lunch

Tea